



Product Catalogue 2020

 **30** YEARS
freefoam
Building Products



Everything you need to know about Freefoam

Freefoam's range includes fascia, soffit, rainwater, cladding, internal panelling and decking products designed for and supplied to the building industry in Ireland, the UK & Mainland Europe and backed by an industry leading Lifetime Guarantee. Whether you are:

- An Architect looking for a contemporary palette
- A Specifier or Developer requiring sustainable products
- A PVC Stockist looking to grow your business
- An Installer seeking high quality, easy-to-fit roofline products
- A Homeowner who wants peace of mind and a low maintenance home improvement solution



Find out more online at
www.freefoam.com

Contents

Guarantee	4 - 5
Fascia and Soffit	6 - 13
Window Boards	14 - 15
Roofline and Window Board Accessories	16 - 17
Decorative Roofline	18 - 19
Fixing, Ventilation and Eaves Protection	20 - 21
Cladding	22 - 27
Rainwater Systems	28 - 33
Internal Panelling	34 - 39
Colour Roofline Visualiser	40
Scheduling Service	41
How to become a Freefoam Registered Installer	42 - 43
Installation Guide	44 - 51
Notes	52 - 53
Freefoam the Colour Specialist	54
Colour options	55 - 56
Freefoam and the Environment	57



Industry leading guarantees

Freefoam has made a life-long company commitment to make and guarantee long life products through refining technical and manufacturing resources and the cumulative experience of product performance over many years.



50 Year Lifetime Extended Guarantee

Freefoam offers an extended 50 year Lifetime transferable guarantee on all white profiles in addition to the standard 20 year guarantee. The extended guarantee is available on roofline, cladding and rainwater installation projects, where only the Freefoam brand is used and fitted, and registered online by a Freefoam Registered Installer.

20 Year Standard Guarantee

All white Freefoam products are automatically covered by its standard 20 year guarantee. Products are guaranteed not to warp, crack, discolour or blister and provide resistance to air pollution. This level of protection can simply be extended to the industry leading Lifetime Guarantee.



10 Year Guarantee

Colour

The Freefoam colour range of fascia, soffit, cladding and rainwater products is eligible for a 10 Year Guarantee unique in the roofline industry. Backed by Freefoam's own innovative Colormax®.

Woodgrain

The Freefoam woodgrain range of fascia, soffit and cladding is eligible for a 10 Year Guarantee. Manufactured with market leading Renolit EXOFOL MX foil with Solar Shield technology (SST) which offers built-in sun reflection that reduces heat absorption, thus minimising profile temperature and expansion.

Fully transferable

The Freefoam guarantee doesn't end when a property changes hands. It can be transferred to the new owners and subsequent owners so they can continue to enjoy the same peace of mind. Some guarantees only cover domestic properties, but the Freefoam guarantee can also be used by landlords and specifiers from Local Authorities, Housing Associations and commercial projects.



See our full colour range

Unfold our handy colour swatch page at the back of this catalogue



Fascia

A comprehensive range of fascia manufactured to last.

- Available in five styles: Square Leg, Square Edge, Bullnose, Ogee and Flat in a wide range of widths
- Fascia available as 9mm and 10mm Reveal Liner or 15mm, 18mm, 23mm and 25mm Full Replacement
- A wide range of colours featuring Freefoam patented Colormax® technology
- Woodgrain finishes produced using marketing leading Renolit Exofol with built in Solar Shield Technology





Find out more online at
www.freefoam.com

Square Leg Fascia/Plain Fascia

|--|--|--|--|--|--|--|--|--|--|--|--|--|--|--|--|--|--|--|--|--|--|--|--|--|--|--|--|--|--|--|--|--|--|--|--|--|--|--|--|--|--|--|--|--|--|--|--|--|--|--|--|--|--|--|--|--|--|--|--|--|--|--|--|--|--|--|--|--|--|--|--|--|--|--|--|--|--|--|--|--|--|--|--|--|--|--|--|--|--|--|--|--|--|--|--|--|--|--|--|--|--|--|--|--|--|--|--|--|--|--|--|--|--|--|--|--|--|--|--|--|--|--|--|--|--|--|--|--|--|--|--|--|--|--|--|--|--|--|--|--|--|--|--|--|--|--|--|--|--|--|--|--|--|--|--|--|--|--|--|--|--|--|--|--|--|--|--|--|--|--|--|--|--|--|--|--|--|--|--|--|--|--|--|--|--|--|--|--|--|--|--|--|--|--|--|--|--|--|--|--|--|--|--|--|--|--|--|--|--|--|--|--|--|--|--|--|--|--|--|--|--|--|--|--|--|--|--|--|--|--|--|--|--|--|--|--|--|--|--|--|--|--|--|--|--|--|--|--|--|--|--|--|--|--|--|--|--|--|--|--|--|--|--|--|--|--|--|--|--|--|--|--|--|--|--|--|--|--|--|--|--|--|--|--|--|--|--|--|--|--|--|--|--|--|--|--|--|--|--|--|--|--|--|--|--|--|--|--|--|--|--|--|--|--|--|--|--|--|--|--|--|--|--|--|--|--|--|--|--|--|--|--|--|--|--|--|--|--|--|--|--|--|--|--|--|--|--|--|--|--|--|--|--|--|--|--|--|--|--|--|--|--|--|--|--|--|--|--|--|--|--|--|--|--|--|--|--|--|--|--|--|--|--|--|--|--|--|--|--|--|--|--|--|--|--|--|--|--|--|--|--|--|--|--|--|--|--|--|--|--|--|--|--|--|--|--|--|--|--|--|--|--|--|--|--|--|--|--|--|--|--|--|--|--|--|--|--|--|--|--|--|--|--|--|--|--|--|--|--|--|--|--|--|--|--|--|--|--|--|--|--|--|--|--|--|--|--|--|--|--|--|--|--|--|--|--|--|--|--|--|--|--|--|--|--|--|--|--|--|--|--|--|--|--|--|--|--|--|--|--|--|--|--|--|--|--|--|--|--|--|--|--|--|--|--|--|--|--|--|--|--|--|--|--|--|--|--|--|--|--|--|--|--|--|--|--|--|--|--|--|--|--|--|--|--|--|--|--|--|--|--|--|--|--|--|--|--|--|--|--|--|--|--|--|--|--|--|--|--|--|--|--|--|--|--|--|--|--|--|--|--|--|--|--|--|--|--|--|--|--|--|--|--|--|--|--|--|--|--|--|--|--|--|--|--|--|--|--|--|--|--|--|--|--|--|--|--|--|--|--|--|--|--|--|--|--|--|--|--|--|--|--|--|--|--|--|--|--|--|--|--|--|--|--|--|--|--|--|--|--|--|--|--|--|--|--|--|--|--|--|--|--|--|--|--|--|--|--|--|--|--|--|--|--|--|--|--|--|--|--|--|--|--|--|--|--|--|--|--|--|--|--|--|--|--|--|--|--|--|--|--|--|--|--|--|--|--|--|--|--|--|--|--|--|--|--|--|--|--|--|--|--|--|--|--|--|--|--|--|--|--|--|--|--|--|--|--|--|--|--|--|--|--|--|--|--|--|--|--|--|--|--|--|--|--|--|--|--|--|--|--|--|--|--|--|--|--|--|--|--|--|--|--|--|--|--|--|--|--|--|--|--|--|--|--|--|--|--|--|--|--|--|--|--|--|--|--|--|--|--|--|--|--|--|--|--|--|--|--|--|--|--|--|--|--|--|--|--|--|--|--|--|--|--|--|--|--|--|--|--|--|--|--|--|--|--|--|--|--|--|--|--|--|--|--|--|--|--|--|--|--|--|--|--|--|--|--|--|--|--|--|--|--|--|--|--|--|--|--|--|--|--|--|--|--|--|--|--|--|--|--|--|--|--|--|--|--|--|--|--|--|--|--|--|--|--|--|--|--|--|--|--|--|--|--|--|--|--|--|--|--|--|--|--|--|--|--|--|--|--|--|--|--|--|--|--|--|--|--|--|--|--|--|--|--|--|--|--|--|--|--|--|--|--|--|--|--|--|--|--|--|--|--|--|--|--|--|--|--|--|--|--|--|--|--|--|--|--|--|--|--|--|--|--|--|--|--|--|--|--|--|--|--|--|--|--|--|--|--|--|--|--|--|--|--|--|--|--|--|--|--|--|--|--|--|--|--|--|--|--|--|--|--|--|--|--|--|--|--|--|--|--|--|--|--|--|--|--|--|--|--|--|--|--|--|--|--|--|--|--|--|--|--|--|--|--|--|--|--|--|--|--|--|--|--|--|--|--|--|--|--|--|--|--|--|--|--|--|--|--|--|--|--|--|--|--|--|--|--|--|--|--|--|--|--|--|--|--|--|--|--|--|--|--|--|--|--|--|--|--|--|--|--|--|--|--|--|--|--|--|--|--|--|--|--|--|--|--|--|--|--|--|--|--|--|--|--|--|--|--|--|--|--|--|--|--|--|--|--|--|--|--|--|--|--|--|--|--|--|--|--|--|--|--|--|--|--|--|--|--|--|--|--|--|--|--|--|--|--|--|--|--|--|--|--|--|--|--|--|--|--|--|--|--|--|--|--|--|--|--|--|--|--|--|--|--|--|--|--|--|--|--|--|--|--|--|--|--|--|--|--|--|--|--|--|--|--|--|--|--|--|--|--|--|--|--|--|--|--|--|--|--|--|--|--|--|--|--|--|--|--|--|--|--|--|--|--|--|--|--|--|--|--|--|--|--|--|--|--|

● Some colour products are subject to a lead time. Ask your stockist for details

Ogee Fascia

						White		Colour		Woodgrain										
Code	Description	Unit	Units per pack	White		Colour		Woodgrain												
				Black	Leather Brown	BL	LB	PG	SAB	SG	DG	AG	WGM	WGO	WGB	WGR	WGI	WGAG	WGCHG	WGCR
Ogee Fascia - 10mm																				
	FO100	100mm Ogee Cover Fascia	5m	4	●															
	FO150	150mm Ogee Cover Fascia	5m	2	●															
	FO175	175mm Ogee Cover Fascia	5m	2	●	●	●	●	●	●	●	●	●	●	●	●	●	●	●	●
	FO200	200mm Ogee Cover Fascia	5m	2	●	●	●	●	●	●	●	●	●	●	●	●	●	●	●	●
	FO225	225mm Ogee Cover Fascia	5m	2	●	●	●	●	●	●	●	●	●	●	●	●	●	●	●	●
	FO250	250mm Ogee Cover Fascia	5m	2	●	●	●	●	●	●	●	●	●	●	●	●	●	●	●	●
	FO300	300mm Ogee Cover Fascia	5m	2	●	●	●	●	●	●	●	●	●	●	●	●	●	●	●	●
	FO390	390mm Ogee Cover Fascia	5m	2	●	●	●	●	●	●	●	●	●	●	●	●	●	●	●	●
Magnum Ogee Fascia - 18mm																				
	FMO150	150mm Magnum Ogee	5m	2	●															
	FMO175	175mm Magnum Ogee	5m	2	●															
	FMO200	200mm Magnum Ogee	5m	2	●															
	FMO225	225mm Magnum Ogee	5m	2	●															
	FMO250	250mm Magnum Ogee	5m	2	●															
	FMO405	405mm Double Ended Magnum Ogee	5m	1	●															
FO / FMO - Accessories																				
See page 16 for diagrams	FOJ	Ogee Joint	Piece	10	●	●	●	●	●	●	●	●	●	●	●	●	●	●	●	●
	FOX	Ogee Corner	Piece	10	●	●	●	●	●	●	●	●	●	●	●	●	●	●	●	●
	FOJJ	600mm Ogee Double Joint	Piece	10	●	●	●	●	●	●	●	●	●	●	●	●	●	●	●	●
	FOXX	600mm Ogee Double Corner	Piece	10	●	●	●	●	●	●	●	●	●	●	●	●	●	●	●	●
	FOXI	Ogee Internal Corner	Piece	10	●	●	●	●	●	●	●	●	●	●	●	●	●	●	●	●
	FOB	125° External Ogee Corner	Piece	10	●	●	●													
	FOFX	135° External Ogee Corner	Piece	10	●	●	●													
	FOFXI	135° Internal Ogee Corner	Piece	10	●	●	●													
	FBOX	Ogee Moulded Corner	Piece	1	●															
	FOBOX	Ogee Gable End Box (600 x 390mm)	Piece	1	●															




● Some colour products are subject to a lead time. Ask your stockist for details



See our full colour range

Unfold our handy colour swatch page at the back of this catalogue

Bullnose Fascia

	Code	Description	Unit	Units per pack	White		Colour						Woodgrain					
					White	Black	Leather Brown	LB	PG	SAB	SG	DG	AG	WGM	WGO	WGB	WGR	WGI
							Pale Gold			Storm Grey		Dark Grey	Anthracite Grey	Mahogany	Light Oak	Black Ash	Rosewood	Irish Oak
																		Anthracite Grey
																		WGCHG
																		WGCR
																		Cream
Magnum Duo Fascia - 15mm																		
	FMD150	150mm Magnum Duo Bullnose Fascia	5m	2	●													
	FMD175	175mm Magnum Duo Bullnose Fascia	5m	2	●													
	FMD200	200mm Magnum Duo Bullnose Fascia	5m	2	●													
	FMD225	225mm Magnum Duo Bullnose Fascia	5m	2	●													
	FMD250	250mm Magnum Duo Bullnose Fascia	5m	2	●													
	FMD405	405mm Double Ended Bullnose Fascia	5m	1	●													
Magnum Bullnose Fascia - 18mm																		
	FMR150	150mm Magnum Bullnose Fascia	5m	2	●													
	FMR175	175mm Magnum Bullnose Fascia	5m	2	●													
	FMR200	200mm Magnum Bullnose Fascia	5m	2	●													
	FMR225	225mm Magnum Bullnose Fascia	5m	2	●													
	FMR250	250mm Magnum Bullnose Fascia	5m	2	●													
	FMR405	405mm Double Ended Bullnose Fascia	5m	1	●													
Magnum Bullnose Fascia - 23mm																		
	FMXD150	150mm Magnum Bullnose Fascia	5m	2	●													
	FMXD175	175mm Magnum Bullnose Fascia	5m	2	●													
	FMXD200	200mm Magnum Bullnose Fascia	5m	1	●													
	FMXD225	225mm Magnum Bullnose Fascia	5m	1	●													
	FMXD250	250mm Magnum Bullnose Fascia	5m	1	●													
	FMXD405	405mm Magnum Bullnose Fascia	5m	1	●													
FMD/FMR/FMXD - Accessories																		
See page 16 for diagrams	FMRJJ	600mm Bullnose Double Joint	Piece	10	●													
	FMRXX	600mm Bullnose Double Corner	Piece	10	●													
	FMRXI	Bullnose Internal Corner	Piece	10	●													
	FMRFX	135° Bullnose External Corner	Piece	10	●													
	FMRFXI	135° Bullnose Internal Corner	Piece	10	●													
	FMREC	100mm End Cap	Piece	10	●													
	FMRDC	300mm End Cap	Piece	10	●													

Square Edge Fascia

|--|--|--|--|--|--|--|--|--|--|--|--|--|--|--|--|--|--|--|--|--|--|--|--|--|--|--|--|--|--|--|--|--|--|--|--|--|--|--|--|--|--|--|--|--|--|--|--|--|--|--|--|--|--|--|--|--|--|--|--|--|--|--|--|--|--|--|--|--|--|--|--|--|--|--|--|--|--|--|--|--|--|--|--|--|--|--|--|--|--|--|--|--|--|--|--|--|--|--|--|--|--|--|--|--|--|--|--|--|--|--|--|--|--|--|--|--|--|--|--|--|--|--|--|--|--|--|--|--|--|--|--|--|--|--|--|--|--|--|--|--|--|--|--|--|--|--|--|--|--|--|--|--|--|--|--|--|--|--|--|--|--|--|--|--|--|--|--|--|--|--|--|--|--|--|--|--|--|--|--|--|--|--|--|--|--|--|--|--|--|--|--|--|--|--|--|--|--|--|--|--|--|--|--|--|--|--|--|--|--|--|--|--|--|--|--|--|--|--|--|--|--|--|--|--|--|--|--|--|--|--|--|--|--|--|--|--|--|--|--|--|--|--|--|--|--|--|--|--|--|--|--|--|--|--|--|--|--|--|--|--|--|--|--|--|--|--|--|--|--|--|--|--|--|--|--|--|--|--|--|--|--|--|--|--|--|--|--|--|--|--|--|--|--|--|--|--|--|--|--|--|--|--|--|--|--|--|--|--|--|--|--|--|--|--|--|--|--|--|--|--|--|--|--|--|--|--|--|--|--|--|--|--|--|--|--|--|--|--|--|--|--|--|--|--|--|--|--|--|--|--|--|--|--|--|--|--|--|--|--|--|--|--|--|--|--|--|--|--|--|--|--|--|--|--|--|--|--|--|--|--|--|--|--|--|--|--|--|--|--|--|--|--|--|--|--|--|--|--|--|--|--|--|--|--|--|--|--|--|--|--|--|--|--|--|--|--|--|--|--|--|--|--|--|--|--|--|--|--|--|--|--|--|--|--|--|--|--|--|--|--|--|--|--|--|--|--|--|--|--|--|--|--|--|--|--|--|--|--|--|--|--|--|--|--|--|--|--|--|--|--|--|--|--|--|--|--|--|--|--|--|--|--|--|--|--|--|--|--|--|--|--|--|--|--|--|--|--|--|--|--|--|--|--|--|--|--|--|--|--|--|--|--|--|--|--|--|--|--|--|--|--|--|--|--|--|--|--|--|--|--|--|--|--|--|--|--|--|--|--|--|--|--|--|--|--|--|--|--|--|--|--|--|--|--|--|--|--|--|--|--|--|--|--|--|--|--|--|--|--|--|--|--|--|--|--|--|--|--|--|--|--|--|--|--|--|--|--|--|--|--|--|--|--|--|--|--|--|--|--|--|--|--|--|--|--|--|--|--|--|--|--|--|--|--|--|--|--|--|--|--|--|--|--|--|--|--|--|--|--|--|--|--|--|--|--|--|--|--|--|--|--|--|--|--|--|--|--|--|--|--|--|--|--|--|--|--|--|--|--|--|--|--|--|--|--|--|--|--|--|--|--|--|--|--|--|--|--|--|--|--|--|--|--|--|--|--|--|--|--|--|--|--|--|--|--|--|--|--|--|--|--|--|--|--|--|--|--|--|--|--|--|--|--|--|--|--|--|--|--|--|--|--|--|--|--|--|--|--|--|--|--|--|--|--|--|--|--|--|--|--|--|--|--|--|--|--|--|--|--|--|--|--|--|--|--|--|--|--|--|--|--|--|--|--|--|--|--|--|--|--|--|--|--|--|--|--|--|--|--|--|--|--|--|--|--|--|--|--|--|--|--|--|--|--|--|--|--|--|--|--|--|--|--|--|--|--|--|--|--|--|--|--|--|--|--|--|--|--|--|--|--|--|--|--|--|--|--|--|--|--|--|--|--|--|--|--|--|--|--|--|--|--|--|--|--|--|--|--|--|--|--|--|--|--|--|--|--|--|--|--|--|--|--|--|--|--|--|--|--|--|--|--|--|--|--|--|--|--|--|--|--|--|--|--|--|--|--|--|--|--|--|--|--|--|--|--|--|--|--|--|--|--|--|--|--|--|--|--|--|--|--|--|--|--|--|--|--|--|--|--|--|--|--|--|--|--|--|--|--|--|--|--|--|--|--|--|--|--|--|--|--|--|--|--|--|--|--|--|--|--|--|--|--|--|--|--|--|--|--|--|--|--|--|--|--|--|--|--|--|--|--|--|--|--|--|--|--|--|--|--|--|--|--|--|--|--|--|--|--|--|--|--|--|--|--|--|--|--|--|--|--|--|--|--|--|--|--|--|--|--|--|--|--|--|--|--|--|--|--|--|--|--|--|--|--|--|--|--|--|--|--|--|--|--|--|--|--|--|--|--|--|--|--|--|--|--|--|--|--|--|--|--|--|--|--|--|--|--|--|--|--|--|--|--|--|--|--|--|--|--|--|--|--|--|--|--|--|--|--|--|--|--|--|--|--|--|--|--|--|--|--|--|--|--|--|--|--|--|--|--|--|--|--|--|--|--|--|--|--|--|--|--|--|--|--|--|--|--|--|--|--|--|--|--|--|--|--|--|--|--|--|--|--|--|--|--|--|--|--|--|--|--|--|--|--|--|--|--|--|--|--|--|--|--|--|--|--|--|--|--|--|--|--|--|--|--|--|--|--|--|--|--|--|--|--|--|--|--|--|--|--|--|--|--|--|--|--|--|--|--|--|--|--|--|--|--|--|--|--|--|--|--|--|--|--|--|--|--|--|--|--|--|--|--|--|--|--|--|--|--|--|--|--|--|--|--|--|--|--|--|--|--|--|--|--|--|--|--|--|--|--|--|--|--|--|--|--|--|--|--|--|--|--|--|--|--|--|--|--|--|--|--|--|--|--|--|--|--|--|--|--|--|--|--|--|--|--|--|--|--|--|--|--|--|--|--|--|--|--|--|--|--|--|--|--|--|--|--|--|--|--|--|--|--|--|--|--|

FLP - Accessories									
See page 17 for diagrams	FLJ	Square Edge Joiner	Piece	10	●				
	FLX	External Square Edge Corner	Piece	10	●				
	FLJJ	600mm Double Square Edged Joiner	Piece	10	●				
	FLXX	600mm Double Square Edged Corner	Piece	10	●				
	FLXI	Internal Square Corner	Piece	10	●				
	FLEC	End Cap	Piece (L&R)	10	●				
	FLDC	Large End Cap	Piece	10	●				

Flat Fascia

Magnum Flat Fascia - 16mm												
	FMF100	100mm Magnum Flat Fascia	5m	2	●							
	FMF125	125mm Magnum Flat Fascia	5m	2	●							
	FMF150	150mm Magnum Flat Fascia	5m	2	●							
	FMF175	175mm Magnum Flat Fascia	5m	2	●							
	FMF200	200mm Magnum Flat Fascia	5m	2	●							
	FMF250	250mm Magnum Flat Fascia	5m	2	●							
	FMF300	300mm Magnum Flat Fascia	5m	2	●							
	FFMJJ	600mm Double Ended Flat Fascia Joiner	Piece	10	●							
	FFMXX	600mm Double Ended Flat Fascia Corner	Piece	10	●							

Tudor Board - 25mm																
	FMXT145	Tudor Board	5m	2												



Don't forget Plastops!
Find them on page 20

Colour Roofline Visualiser

Freefoam have fifteen colour and woodgrain shades to choose from. Use this handy online tool to help visualise the different colour options in our fascia, soffit and guttering range.

Choose any combination of colours to plan your project.

Go to

www.freefoam.com/professional

Colour Roofline Visualiser






Soffit and Hollow Soffit

A range of soffit, light to handle, easy to fit and designed to work with our fascia range.

- Standard General Purpose Board
- Pre Vented General Purpose Board and Double Vented General Purpose Board
- Hollow Soffit
- Range of matching fitting trims and accessories.

	Code	Description	Unit	Units per pack	White								Colour								Woodgrain												
					White	Black	Leather Brown	Pale Gold	Sable	Storm Grey	Dark Grey	Anthractite Grey	White	Black	Leather Brown	Pale Gold	Sable	Storm Grey	Dark Grey	Anthractite Grey	WGM	WGO	WGB	WGR	WGI	WGAG	WGCHG	WGCR					
General Purpose Board - 10mm																																	
	GPB100	100mm General Purpose Board	5m	4	●																												
	GPB100	100mm General Purpose Board	5m	2																													
	GPB125	125mm General Purpose Board	5m	2	●																												
	GPB150	150mm General Purpose Board	5m	2		●	●	●	●	●	●	●																					
	GPB175	175mm General Purpose Board	5m	2	●	●	●	●	●	●	●	●																					
	GPB200	200mm General Purpose Board	5m	2		●	●	●	●	●	●	●																					
	GPB225	225mm General Purpose Board	5m	2	●	●	●	●	●	●	●	●																					
	GPB250	250mm General Purpose Board	5m	2	●	●	●				●	●	●																				
	GPB300	300mm General Purpose Board	5m	2	●	●	●	●	●	●	●	●																					
	GPB350	350mm General Purpose Board	5m	2	●																												
GPB405	405mm General Purpose Board	5m	2	●	●	●	●	●	●	●	●																						
GPB450	450mm General Purpose Board	5m	2																														
GPB500	500mm General Purpose Board	5m	2	●																													
GPB605	600mm General Purpose Board	5m	1	●	●	●	●	●	●	●	●																						




• Some colour products are subject to a lead time. Ask your stockist for details



See our full colour range

Unfold our handy colour swatch page at the back of this catalogue

Soffit and Hollow Soffit

				White				Colour				Woodgrain								
Code	Description	Unit	Units per pack	White	Black	Leather Brown	Pale Gold	Sable	Storm Grey	Dark Grey	Anthracite Grey	Mahogany	Light Oak	Black Ash	Rosewood	WGR	WGI	WGAG	WGCHG	WGCR
				BL	LB	PG	SAB	SG	DG	AG										
Vented General Purpose Board - 10mm																				
	GPBV100	100mm Vented	5m	4	●															
	GPBV150	150mm Vented	5m	2	●								●	●	●	●		●		
	GPBV175	175mm Vented	5m	2	●								●	●	●	●		●		
	GPBV200	200mm Vented	5m	2	●															
	GPBV225	225mm Vented	5m	2	●								●	●	●	●		●		
	GPBV250	250mm Vented	5m	2	●															
	GPBV300	300mm Vented	5m	2	●					●			●	●	●	●		●		
	GPBV350	350mm Vented	5m	2	●															
	GPBV405	405mm Vented	5m	2	●								●	●	●	●		●		
	GPBV450	450mm Vented	5m	2	●															
	GPBV500	500mm Vented	5m	2	●															
	GPBV605	600mm Vented	5m	1	●															●
Double Vented General Purpose Board - 10mm																				
	GPBDV225	225mm Double Vented	5m	2	●															
	GPBDV300	300mm Double Vented	5m	2	●					●										
	GPBDV350	350mm Double Vented	5m	2	●															
	GPBDV450	450mm Double Vented	5m	2	●															
	GPBDV605	605mm Double Vented	5m	2	●															
Hollow Soffit - 10mm																				
	F104	100mm Hollow Soffit	5m	10	●								●	●	●	●				
	F312	300mm Hollow Soffit	5m	4	●															
	F112	300mm Hollow Soffit	5m	4	●	●	●	●	●	●	●	●								
	F112	300mm Hollow Soffit	5m	2										●	●	●	●	●	●	●
GPB / GPBV / GPBDV / Hollow Soffit - Finishing Trims																				
See page 17 for diagrams	F105	Wall Trim/ F Sec	5m	10	●	●	●	●	●	●	●									
	F106	Joint Trim/ H Sec	5m	10	●	●	●	●	●	●	●	●	●	●	●	●	●	●	●	●
	F107	Starter Trim/ J Sec	5m	10	●	●	●	●	●	●	●	●	●	●	●	●	●	●	●	●
	F108	External Corner Trim	5m	5	●	●	●	●	●	●	●									
	FZ106	Flexible H-trim/Joint Trim	5m	10	●	●														

● Some colour products are subject to a lead time. Ask your stockist for details
Hollow Soffit, F112 or F312, should not be used as an external wall cladding.



Windowboards, Architraves, Angles and Trims



High quality window boards, trims and accessories including end caps, architraves and angles available in a wide range of designs, sizes, colours and woodgrain finishes to match any window installation.



See our full colour range

Unfold our handy colour swatch page at the back of this catalogue

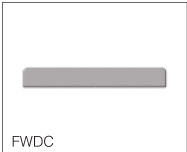



Windowboards

				White	Colour	Woodgrain															
Code	Description	Unit	Units per pack	White	Black	Leather Brown	Pale Gold	Sable	Storm Grey	Dark Grey	Anthracite Grey	Caramel	Mahogany	Light Oak	Black Ash	Rosewood	Irish Oak	Anthracite Grey	Chartwell Green	Cream	White
				BL	LB	PG	SAB	SG	DG	AG	CAR	WGM	WGO	WGB	WGR	WGI	WGAG	WGCHG	WGCR	WGW	
Window Boards - 10mm																					
	FB150	150mm Bullnose Window Board	5m	2	●																
	FB175	175mm Bullnose Window Board	5m	2	●																
	FB200	200mm Bullnose Window Board	5m	2	●																
	FB225	225mm Bullnose Window Board	5m	2	●																
	FB250	250mm Bullnose Window Board	5m	2	●																
	FB455	455mm Bullnose Window Board (Double Ended)	5m	2	●																
	FBDC	Large End Cap	Piece	50	●																
	FBEC	End Cap for FB Board	Pair (L&R)	50	●																
Architraves - 6mm																					
	FA45	40mm Architrave	5m	20	●					●				●	●	●	●	●	●	●	●
	FA45	40mm Architrave	5m	10											●	●	●	●	●	●	●
	FA65	60mm Architrave	5m	10	●						●				●	●	●	●	●	●	●
	FA90	90mm Architrave	5m	10	●							●			●	●	●	●	●	●	●
Window Trims																					
See page 17 for diagrams	FQ15	15mm Quadrant	5m	25	●																●
	FQ15	15mm Quadrant	5m	10																	
	FQ19	19mm Quadrant	5m	25	●																
	FQ19	19mm Quadrant	5m	10																	
	FR15	15mm Square	5m	25	●																
	FB28	28mm Batten	5m	25	●																
	FD28	28mm D Section	5m	25	●						●										
	FD28	28mm D Section	5m	10																	
	FF20	20mm Fillet	5m	25	●																
	FF20	20mm Fillet	5m	10																	
Rigid & Flexi Angles																					
See page 17 for diagrams	FZ25	25 x 25mm Flexi Angle	5m	25	●																
	FZ50	50 x 50mm Flexi Angle	5m	10	●																
	FZ100	100 x 80mm Hollow Angle	5m	10	●																
	FZR30	30 x 30mm Rigid Angle	5m	20	●	●															
	FZR30	30 x 30mm Rigid Angle	5m	10																	
	FZR50	50 x 50mm Rigid Angle	5m	10	●	●															
	FZR100	100 x 100mm Rigid Angle	5m	5	●	●															

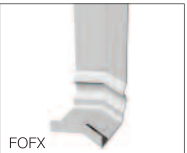


* Products available in the following colours to complement Woodgrain Range, Black, Leather Brown and Caramel

Roofline and Window Board Accessories





Square Leg Fascia Accessories (FW, FMS, FMXS) - from page 7



Ogee Fascia Accessories (FO, FMO) - from page 8

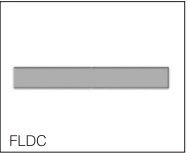
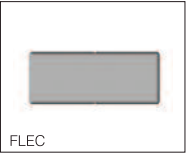





Magnum Fascia Accessories (FMD, FMR, FMXD) - from page 9








Find out more online at
www.freefoam.com







Square Edge Fascia Accessories (FLP, FML) - from page 10



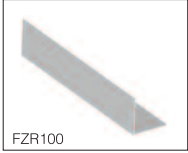
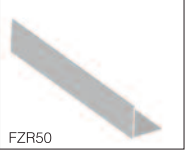
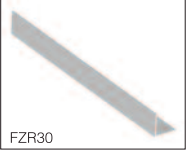
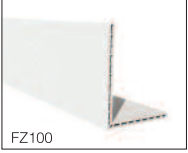


Soffit Accessories (GPB, GPBV, GPBDV) - from page 13



Window Trims – from page 15



Rigid & Flexi Angles – from page 15





Decorative Roofline

A choice of products to add a decorative finish to a project.

Decorative Fascia Boards and Mouldings




Create a stylish appearance with a range the includes scalloped fascia boards, decorative mouldings and finials.

Gallows Brackets

A range of plain and decorative Gallows Brackets for use under canopies, bay and oriel windows.



Find out more online at
www.freefoam.com

Code	Description	Unit	Units per pack	White		Colour							Woodgrain								
				White	Black	Leather Brown	LB	PG	SAB	SG	DG	AG	WGM	WGO	WGB	WGR	WGI	WGAG	WGCHG	WGCR	
Decorative Roofline Accessories & Boards																					
	FM01	Ogee Décor Mould	Piece	1	●	●	●														
	FM02	Plain Mould (Open)	Piece	1	●																
	FM03	Plain Mould (Closed)	Piece	1	●																
	FM04	Scalloped Fascia Convex	5m	2	●																
	FM05	Scalloped Fascia Concave	5m	1	●																
Spires / Finials																					
	FIN_1	Finial	Piece	10	●																
	FIN_1	Finial	Piece	1		●	●	●	●	●	●	●	●	●	●	●	●	●	●	●	
	FIN_2	900MM x 65MM x 33MM	Piece	1	●																
	FIN_3	1300MM x 65MM x 33MM	Piece	1	●																
Plain and Decorative Gallows																					
	FGBS1	Plain bracket 375mm x 300mm x 60mm	Piece	2	●																
	FGBS2	Plain bracket 565mm x 400mm x 60mm	Piece	2	●																
	FGBS3	Plain bracket 750mm x 600mm x 60mm	Piece	2	●																
	FGBD1	Decorative bracket 375mm x 300mm x 60mm	Piece	2	●																
	FGBD2	Decorative bracket 565mm x 450mm x 60mm	Piece	2	●																
FGBD3	Decorative bracket 750mm x 600mm x 60mm	Piece	2	●																	

● Some colour products are subject to a lead time. Ask your stockist for details



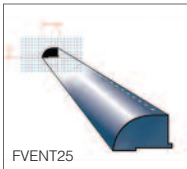
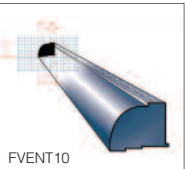


Freefoam's own range of colour matched plastic-headed pins produced from A4 marine grade stainless steel to eliminate the risk of rust and discolouration. Available in a variety of sizes and colours to match our fascia, soffit and cladding systems.

Please order Woodgrain Mahogany Pins & Nails to match Woodgrain Rosewood products
Please order Anthracite Grey Pins & Nails to match Woodgrain Anthracite Grey products
Please order Black Pins & Nails to match Woodgrain Black Ash

Fixings, Ventilation and Eaves Protection

				White		Colour							Woodgrain								
Code	Description	Unit	Units per pack	White	Black	Leather Brown	LB	PG	SAB	SG	Storm Grey	Dark Grey	Anthracite Grey	WGM	WGO	WGB	WGR	WGI	WGAG	WGCHG	WGCR
Roofline & Ventilation Accessories																					
See below for diagrams	F104V	Hollow Soffit Vent	5m	10	●																
	F109	Soffit Ventilator	5m	10	●	●	●	●	●	●	●	●		●	●						●
	F109M	Mesh 50m long x 52mm wide	Piece	1	●																
	FCV	Circular Soffit Vent	Piece	50	●	●						●			●						
	FVENT10	10mm Over Fascia Vent*	1m	60	●																
	FVENT25	25mm Over Fascia Vent*	1m	50	●																
	FPEP1	Eaves Protector*	1m	10	●																
	FPBC1	Bird Comb*	1m	60	●																

Roofline & Ventilation Accessories





Cladding

A range of exterior cladding products to provide not only a decorative but also a protective facing to any new build or renovation project.

- Standard Open V and Shiplap styles in white and woodgrain finishes.
- Fortex® embossed cladding in Double Shiplap and Weatherboard styles.
- X-Wood 16mm woodgrain heavy duty cladding.

Durable

- Standard white cladding products are eligible for a standard 20 year guarantee that can be extended to an impressive 50 year guarantee when registered online.
- Woodgrain, Fortex embossed and X-Wood cladding comes with a 10 year guarantee.

Light and easy to install

PVC-U cladding panels are designed to make storing, handling and fitting quick and easy. With the weatherboard cladding weighing just 3.15kg per 5 metre board it is 4 times lighter than comparable fibre cement board.

A+ rated


PVC cladding offers a sustainable solution. Fortex comes with significant environmental credentials with the Building Research Establishment's (BRE) 'Green Guide To Specification, giving PVC cladding an A+ rating when installed with standard components.

Standard Cladding

Code	Description	Unit	Units per pack	Anthracite Grey	AG	White	WGM	WGO	WGB	WGR	WGAG
Shiplap Cladding											
FC151	151mm Shiplap	5m	5			●	●	●	●	●	●
FC210	Butt Joint	Piece	10			●	●	●	●	●	●



Open Vee Cladding											
FV100	100mm Open Vee	5m	5			●					
FV100	100mm Open Vee	5m	4				●	●	●	●	●
FV209	Butt Joint	Piece	10			●	●	●	●	●	●



Cladding Trims and Accessories											
FC3013	2 Part Edge Trim	3m	5			●	●	●	●	●	●
FC3023	Universal Edge Trim	3m	5			●	●	●	●	●	●
FC3043	2 Part External Corner Trim	3m	5			●	●	●	●	●	●
FC3153	2 part H trim	3m	5				●	●	●	●	●
FC3123	25mm Multi Vent Starter Trim	3m	5	●							
FC311E3	25mm 2 Part Multi Vent Starter/Cover Trim	3m	1			●					
FC206	Drip Trim	5m	5			●					
FCF2123	Starter Trim	3m	5			●					
FC318E3	'H' Edge/ Extension Trim	3m	1			●					
FC319E3	2 Part Reveal Liner	3m	1			●					
ACSS250	Cladding Screws	30mm	250								

See page 25
for diagrams



Find out more online at
www.freefoam.com

Embossed Cladding

FORTEX®

WhiteColour

Code	Description	Unit	Units per pack	White	AG	PG	SAND	PB	CAP	AB	MG	SG	SLG	CLB	SAGN
					Anthraxite Grey	Pale Gold	Sand	Pale Blue	Cappuccino	Argyl Brown	Misty Grey	Storm Grey	Slate Grey	Colonial Blue	Sage Green

300mm Double Plank Shiplap Embossed



FCD300E	300mm Double Plank	5m	2	●	●	●									
FCD209E	Butt Joint	Piece	10	●	●	●									

333mm Double Plank Shiplap Embossed



FCD333E	333mm Double Shiplap Cladding	5m	2	●	●	●	●	●	●	●	●	●	●	●	●
FCD210E	Butt Joint	Piece	10	●	●	●	●	●	●	●	●	●	●	●	●

170mm Feather Edge Weatherboard Embossed



FCF170E	170mm Embossed	5m	6	●	●	●	●	●	●	●	●	●	●	●	●
FCF209E	Butt Joint	Piece	10	●	●	●	●	●	●	●	●	●	●	●	●

Cladding Trims and Accessories

					AG	PG	SAND	PB	CAP	AB	MG	SG	SLG	CLB	SAGN
FC301E3*	2 Part Edge Trim	3m	5	●	●	●	●	●	●	●	●	●	●	●	●
FC302E3*	Universal Edge Trim	3m	5	●	●	●	●	●	●	●	●	●	●	●	●
FC304E3*	2 Part External Corner Trim	3m	5	●	●	●	●	●	●	●	●	●	●	●	●
FC307E3*	Internal Corner Trim	3m	5	●	●	●	●	●	●	●	●	●	●	●	●
FC315E3*	2 Part 'H' Trim	3m	5	●	●	●	●	●	●	●	●	●	●	●	●
FCF2123*	Starter Trim	3m	5	●	●	●	●	●	●	●	●	●	●	●	●
FC320E3*	45mm Multi Function Trim	3m	5	●	●	●	●	●	●	●	●	●	●	●	●
FC319E3	2 Part Reveal Liner	3m	1	●	●	●	●	●	●	●	●	●	●	●	●
FC318E3	'H' Edge/Extension Trim	3m	1	●	●	●	●	●	●	●	●	●	●	●	●
FC3123*	25mm Multi Vent Starter Trim	3m	5	●	●	●	●	●	●	●	●	●	●	●	●
FC311E3	25mm 2 Part Multi Vent Starter/Cover Trim	3m	1	●	●	●	●	●	●	●	●	●	●	●	●
ACSS250	Cladding Screws	30mm	250												


See page 25
for diagrams

* Can be bought in single pack quantities

Cladding Trims for Standard Range - from page 23



Cladding Trims for Embossed Range - from page 24



Become a Freefoam installer
See page 44 for more details

X-Wood Cladding



Woodgrain

Code	Description	Unit	Units per pack	White WGW	Cream WGOR	Oak WGO	Grayed Cedar WGGC	Wine Red WGRW	Anthracite Grey WGAG	Aluminium	Anthracite Grey
X-Wood Cladding											
FCV143	X Wood Cladding	5m	2	•	•	•	•	•	•		
FCV209	Butt Joint	Piece	10	•	•	•	•	•	•		



X-Wood Cladding Trims											
FCA3013	2 Part 'U' Trim	3m	5	•	•	•	•	•	•		
FCA3023	'J' Trim	3m	5	•	•	•	•	•	•		
FCA3043	2 Part External Corner Trim	3m	5	•	•	•	•	•	•		
FCA3153	2 Part 'H' Trim	3m	5	•	•	•	•	•	•		
FCA3163	Cover Trim for Vented Starter Trim	3m	1	•	•	•	•	•	•		
FC3123	25mm Multi Vent Starter Trim	3m	1								•
FC3133	35mm Multi Vent Starter Trim	3m	5								•
FCA3123	Aluminium Starter Trim	3m	5							•	
ACSS250	Cladding Screws	30mm	250								

Cladding Trims for X-Wood Range



See our full colour range

Handy colour swatch page at the back of this catalogue

Cladding Calculator

Knowing how much exterior PVC cladding you will need for an installation project can be difficult.

Freefoam has made it easy by providing a free Cladding Calculator to help you estimate how much cladding will cover the area in question. Our calculator will help to eliminate high amounts of wastage, saving you money and the environment.

To help with your cladding calculations visit <https://freefoam.com/professional>





Freeflow®

Rainwater Systems

Freefoam offer the Freeflow® range of innovative, high quality PVC-U rainwater systems.

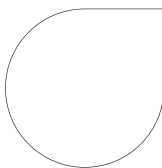
Each rainwater system is co-extruded with a white interior and a range of exterior colours - Freefoam's innovative solution to the problems associated with rapid heat absorption and expansion of gutters.

Systems


Square, Round, Deep, Ogee and Cast Iron effect

Colours

White




Black




Anthracite Grey




Leather Brown



Caramel

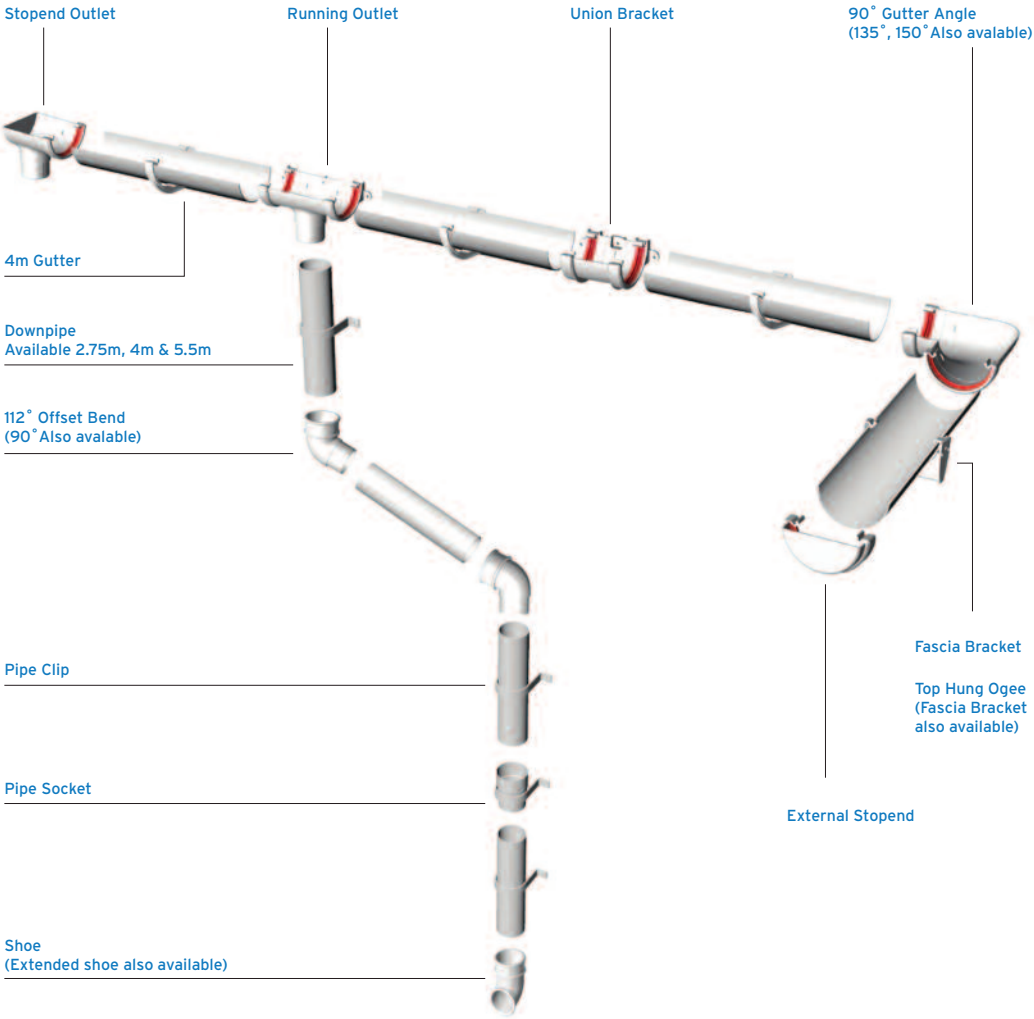


Cast Iron



Find out more online at
www.freefoam.com

Rainwater Systems




Co-extruded Gutters

Each rainwater system is co-extruded with a white interior and a range of exterior colours - Freefoam's innovative solution to the problems associated with rapid heat absorption and expansion of gutters.







Square and Round Rainwater Systems


	Code	Description	Unit	Box/Pack Quantities	Colour					
					White	Black	Leather Brown	Caramel	Anthractive Grey	Cast Iron
	FSG400	4 Mtr Square Gutter	4m	6	●	●	●	●	●	
	FSG500	5 Mtr Square Gutter	5m	6	●	●	●		●	
	FRS601	150° Gutter Angle		24/1	●	●	●	●		
	FRS602	Union Bracket		24/6	●	●	●	●	●	
	FRS603	90° Gutter Angle		20/1	●	●	●	●	●	
	FRS604	135° Gutter Angle		24/1	●	●	●	●	●	
	FRS605	Running Outlet		16/1	●	●	●	●	●	
	FRS606	Stopend Outlet		30/1	●	●	●	●	●	
	FRS607	Stopend External		135/15	●	●	●	●	●	
	FRS608	Stopend Internal		200/10	●	●	●	●	●	
	FRS609	Fascia Bracket		150/25	●	●	●	●	●	
	FRS611	Square to Round Gutter Adaptor		55/11	●	●	●			

- Some colour products are subject to a lead time. Ask your stockist for details

Square and Round Rainwater Systems

	Code	Description	Unit	Box/Pack Quantities						
					White	Black	Leather Brown	Caramel	Anthracite Grey	Cast Iron
	Freeflow Square Downpipe & Fittings									
	FSP275	2.75 Mtr Square Downpipe	2.75m	6	●	●	●	●	●	
	FSP400	4 Mtr Square Downpipe	4m	6	●	●	●	●	●	
	FSP500	5.5 Mtr Square Downpipe	5.5m	4	●	●	●	●	●	
	FRS524	90° Offset Bend		40/10	●	●	●	●	●	
	FRS525	Pipe Socket		50/10	●	●	●	●	●	
	FRS526	Pipe Clip		200/10	●	●	●	●	●	
	FRS536	Flush Pipe Clip		140/30	●	●	●	●	●	
	FRS527	112° Offset Bend		30/5	●	●	●	●	●	
	FRS528	Shoe		56/14	●	●	●	●	●	
	FRS529	112° Branch		20/10	●	●	●	●	●	
	FRS531	Square to Round Pipe Adaptor		50/10	●	●	●	●	●	
	FRS532	Mini Offset		10/1	●	●	●	●	●	
	FRS533	Access Pipe		20/4*	●	●	●	●	●	


	Freeflow Round Gutter & Fittings								
	FRG400	4 Mtr Gutter	4m	6	●	●	●	●	●
	FRG500	5 Mtr Gutter	5m	6	●	●	●	●	●
	FRR601	150° Gutter Angle		28/1	●	●	●	●	●
	FRR602	Union Bracket		30/6	●	●	●	●	●
	FRR603	90° Gutter Angle		22/1	●	●	●	●	●
	FRR604	135° Gutter Angle		30/1	●	●	●	●	●
	FRR605	Running Outlet		18/1	●	●	●	●	●
	FRR606	Stopend Outlet		30/1	●	●	●	●	●
	FRR607	External Stopend		120/15	●	●	●	●	●
	FRR608	Internal Stopend		270/30	●	●	●	●	●
	FRR609	Fascia Bracket		180/30	●	●	●	●	●
	FRS611	Square to Round Gutter Adaptor		55/11	●	●	●	●	●


	Freeflow Round Downpipe & Fittings								
	FRP275	2.75 Mtr Round Downpipe	2.75m	6	●	●	●	●	●
	FRP400	4 Mtr Round Downpipe	4m	6	●	●	●	●	●
	FRP550	5.5 Mtr Round Downpipe	5.5m	4	●	●	●	●	●
	FRR524	90° Offset Bend		40/10	●	●	●	●	●
	FRR525	Pipe Socket		50/10	●	●	●	●	●
	FRR526	Pipe Clip		180/30	●	●	●	●	●
	FRR536	Flush Pipe Clip		100/10	●	●	●	●	●
	FRR527	112° Offset Bend		36/9	●	●	●	●	●
	FRR528	Shoe		40/10	●	●	●	●	●
	FRR529	112° Branch		20/10	●	●	●	●	●
	FRR530	Hopper (FITS SQ OR RD)		10/1	●	●	●	●	●
	FRR532	Mini Offset		10/1	●	●	●	●	●
	FRR533	Access Pipe		20/4*	●	●	●	●	●

* 5 units per bag and 4 bags per box (20 units per box).


- Some colour products are subject to a lead time. Ask your stockist for details

Ogee and Deep Rainwater Systems

	Code	Description	Unit	Box/Pack Quantities	White	Black	BL	LB	CAR	AG
	Freeflow Ogee Gutter & Fittings									
	FOG400	4 Mtr Ogee Gutter	4m	4	•	•	•	•	•	•
	FRO601	150° Gutter Angle		10/1	•	•	•	•	•	•
	FRO602	Union Bracket		20/1	•	•	•	•	•	•
	FRO603	90° Gutter Angle		10/1	•	•	•	•	•	•
	FRO604	135° Gutter Angle		12/1	•	•	•	•	•	•
	FRO605	Running Outlet		12/1	•	•	•	•	•	•
	FRO606	Stopend Outlet		20/1	•	•	•	•	•	•
	FRO607	External Stopend		80/10	•	•	•	•	•	•
	FRO608	Internal Stopend		50/10	•	•	•	•	•	•
	FRO609	Fascia Bracket		100/10	•	•	•	•	•	•
	FRO611	Ogee 2 Sq Adaptor		1/1	•	•	•	•	•	•
	FRR611	Ogee 2 Rnd Adaptor		1/1	•	•	•	•	•	•
	FRO613	Top Hung Fascia Bracket		150/25	•	•	•	•	•	•

	Freeflow Deep Gutter & Fittings									
	FDG400	Round Gutter	4m	4*	•	•	•	•	•	•
	FDF602	Union Bracket		26(2x10,1x6)	•	•	•	•	•	•
	FDF603	90° Gutter Angle		15/1	•	•	•	•	•	•
	FDF604	135° Gutter Angle		18/1	•	•	•	•	•	•
	FDF605	Running Outlet		12/1	•	•	•	•	•	•
	FDF607	External Stopend		96/12	•	•	•	•	•	•
	FDF608	Internal Stopend		300/30	•	•	•	•	•	•
	FDF609	Fascia Bracket		150/25	•	•	•	•	•	•

* except CBL - 1/pack

	Hedgehog Gutter Brush & Gutter Brackets									
	AGBD20	Gutterbrush Dispenser		20	•	•				
	AGBDBL20	Gutterbrush Dispenser		20						
	AGBR10	Gutterbrush Refill		10	•					
	AGBRBL10	Gutterbrush Refill		10		•				
	AGBC	Gutterbrush Clips		20						
	AGBS	GutterBrush Scoop		1						
	FRR614	Galvanized Steel Adjustable Side Rafter Bracket		1						
	FRR615	Galvanized Steel Rise and Fall Bracket		1						
	FRR616	Galvanized Steel Drive for rise and Fall Bracket		1						
	FRR617	Galvanized Steel Side Rafter Bracket		1						



Find out more online at
www.freefoam.com

Cast Rainwater Systems

	Code	Description	Unit	Box/Pack Quantities	Cast Iron	CBL
Freeflow Round Gutter & Fittings - Cast Iron						
	FRG400CBL	4 metre Round Gutter	4m	1		•
	FRR602CBL	Union Bracket		1		•
	FRR603CBL	90° Gutter Angle		1		•
	FRR604CBL	135° Gutter Angle		1		•
	FRR605CBL	Running Outlet		1		•
	FRR606CBL	Stopend Outlet		1		•
	FRR607CBL	External Stopend		1		•
	FRR609CBL	Fascia Bracket		1		•
Freeflow Deep Gutter & Fittings - Cast Iron						
	FDG400CBL	Deep Gutter	4m	1		•
	DFD602CBL	Union Bracket		1		•
	DFD603CBL	90° Gutter Angle		1		•
	DFD604CBL	135° Gutter Angle		1		•
	DFD605CBL	Running Outlet		1		•
	DFD607CBL	External Stopend		1		•
	DFD609CBL	Fascia Bracket		1		•
Freeflow Round Downpipe & Fittings - Cast Iron						
	FRP275CBL	Round Downpipe	2.75m	1		•
	FRP550CBL	Round Downpipe	5.5m	1		•
	FRR524CBL	90° Offset Bend		1		•
	FRR526CBL	Pipe Clip		1		•
	FRR527CBL	112° Offset Bend		1		•
	FRR528CBL	Shoe		1		•
	FRR529CBL	112° Branch		1		•
	FRR530CBL	Hopper (FITS SQ OR RD)		1		•
	FRR532CBL	Mini Offset		1		•
	FRR534CBL	Freeflow Round Clip		1		•
	FRR535CBL	Pipe Clip Collar		1		•



PVC Internal Panelling

Geopanel® is a range of PVC interior decorative wall and ceiling panelling which provides a 100% waterproof stylish, modern and convenient panelling system for bathrooms and kitchens. Providing a cost-effective and practical alternative to tiling. Wall panels available in three different widths - 250mm, 600mm and 1m. Ceiling panels available in 200mm.

Easy to fit

- Panels fit together with a waterproof tongue-and-groove joint
- No drying time and grouting
- Fix over existing surfaces, including tiles
- No specialist training required
- Range of PVC and Aluminium trims

GEO[®]
panel

PVC Geo-Panel® Wall and Ceiling panels

Code		Ceiling Panels	White	Marble	Diamond Stone	Wood	Small Tile	Large Tile	Slate	Retro Matt	Concrete	Onyx
Description		TSMC/TSMC4 WHCS1	WHC/WHC4	PNC LMC THC WMC BEMC	WDC BDC SGDC WH/ASC	WHWC	STMBE STMLG	LTMGL	SLGMC	RPMS/RMC	CGMC CBMC	MOOMC GOMC
Unit	Units per pack	White / Silver Strip White / Silver Edge	White Gloss	Black Marble Pergamon Marble Light Grey Marble Travertine Marble White Marble Beige Marble	White Diamond Stone Black Diamond Stone Storm Grey Diamond Arctic Sparkle	White Wood Gloss	Beige Small Tile Light Grey Small Tile	Light Grey Large Tile	Light Grey Slate	Silver Retro/Metallic	Grey Concrete - Matt Beige Concrete - Matt	Mocha Onyx - Matt Grey Onyx - Matt

Standard Range Wall Panels - All 2.7m x 200mm x 5mm

[illegible]

Standard - Ceiling Panels 200mm x 6mm

[illegible]

Mid Range Wall Panels - All 2.4m x 600mm x 7mm

[illegible]

Mid Range Wall Panels - All 2.6m x 600mm x 7mm

[illegible]

Wide Range Wall Panels - All 2.4m x 1m x 10mm

GE7	Geopanel 1000mm PVC Wide Panel	2.4m	1		● ● ● ● ●	● ● ● ● ● ● ● ●	● ●		● ● ●
-----	-----------------------------------	------	---	--	-----------	-----------------	-----	--	-------

Note: Some colours are subject to lead time – see below.

Wide Range	Mid Range	Standard Range
Storm Grey Diamond (GE7SGDC)	White Gloss (GE9WHC)	White Silver Edge (GE8WHCSI)
White Wood Gloss ((GE7WHWC)	Light Grey Slate (GE9SLGMC)	White Gloss (GE8WHC4)
	Grey Concrete Matt (GE9CGMC)	
	Beige Concrete Matt (GE9CBMC)	
	Mocha Onyx Matt (GE9MOOMC)	
	Grey Onyx Matt (GE9GOMC)	



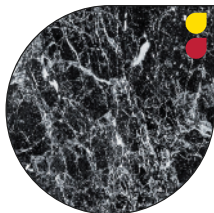
See our Geo-panel® colour range

Find them on pages 36 & 37


Geo-panel® Internal Panelling Finishes

Marble Range


Black Marble




Pergamon Marble



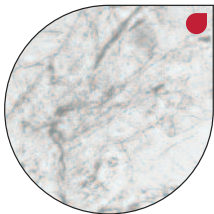
Light Grey Marble




Travertine Marble



White Marble




Beige Marble

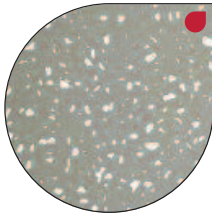


Diamond Range

White Diamond Stone



Storm Grey Diamond Stone



Black Diamond Stone

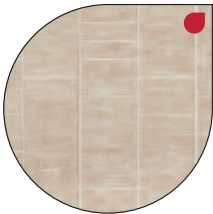


Arctic Sparkle




Tile Range

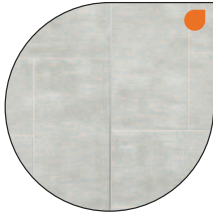
Beige Small Tile



Light Grey Small Tile



Light Grey Large Tile

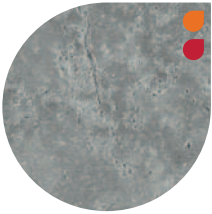


Note:
Colours/designs shown in this brochure are for availability identification only. Please see in store display or samples for exact colour/design representations.


Standard Mid Wide

Concrete Range

Grey Concrete - Matt

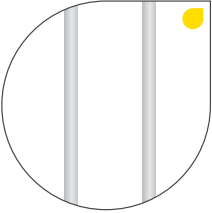


Beige Concrete - Matt




Ceiling Panels

White Silver Strip/
Silver Edge




White Gloss Range

White Gloss




Retro Range

Silver Retro/Metallic

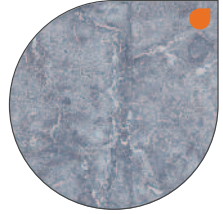


Onyx Range

Mocha Onyx - Matt




Grey Onyx - Matt




Slate Range

Light Grey Slate



White Wood

White Wood Gloss





Geo-panel® Trims and Accessories

Code	Description	Unit	Units per pack	Trim Colours					
				White	Silver	Black	Aluminium White	Aluminium Bright Silver	Aluminium Satin
Standard PVC Ceiling & Wall Trims - 5mm/6mm									
GET8UTWH	End U White	2.7m	10	●					
GET8ECWH	External Corner	2.7m	4	●					
GET8ICWH	Internal Corner	2.7m	4	●					
GET8HTWH	H-Join	2.7m	10	●					
GET8SMWH	Scotia Moulding	2.7m	4	●					
GET8UTSI	End U Silver	2.7m	10		●				
GET8ICSI	Internal Corner	2.7m	4		●				
GET8ECSI	Exexternal Corner	2.7m	4		●				
GET8HTSI	H-Join	2.7m	10		●				
GET8MSI	Scotia Moulding	2.7m	4		●				
GET8UTBL	End U Black	2.7m	10			●			
GET8ECBL	External Corner	2.7m	4			●			
GET8ICBL	Internal Corner	2.7m	4			●			
GET8HTBL	H-Join	2.7m	10			●			

Geo-panel® Trims and Accessories

				Trim Colours					
Code	Description	Unit	Units per pack	White	Silver	Black	Aluminium White	Aluminium Bright Silver	Aluminium Satin
Mid Range - Aluminium Mid Panel Trims - 7mm									
GET9AECWH	Geopanel Aluminium 7.6mm External Corner White	2.4m	10				●		
GET9AICWH	Geopanel Aluminium 7.6mm Internal Corner White	2.4m	10				●		
GET9AUTWH	Geopanel Aluminium 7.6mm End U White	2.4m	10				●		
GET9BSWH	Geopanel Aluminium 7.6mm Base Seal Trim White	2.4m	10				●		
GET9AHTWH	Geopanel Aluminium 7.6mm H-Join White	2.4m	10				●		
GET9AICSI	Geopanel Aluminium 7.6mm Internal Corner Bright Silver-Chrome	2.4m	10					●	
GET9AECSI	Geopanel Aluminium 7.6mm External Corner Bright Silver-Chrome	2.4m	10					●	
GET9AUTSI	Geopanel Aluminium 7.6mm End U Bright Silver-Chrome	2.4m	10					●	
GET9AHTSI	Geopanel Aluminium 7.6mm H-Join Bright Silver-Chrome	2.4m	10					●	
GET9BSSI	Geopanel Aluminium 7.6mm Base Seal Trim Bright Silver	2.4m	10					●	
Wide Panel Trims - 10mm									
GET7UTWH	Geopanel PVC 10.5mm End U White	2.4m	10	●					
GET7ECWH	Geopanel PVC 10.5mm External Corner White	2.4m	4	●					
GET7ICWH	Geopanel PVC 10.5mm Internal Corner White	2.4m	4	●					
GET7HTWH	Geopanel PVC 10.5mm H-Join White	2.4m	10	●					
GET7BSWH	Geopanel PVC 10.5mm Base Seal White	2.4m	1	●					
GET7UTSI	Geopanel PVC 10.5mm End U Silver	2.4m	10		●				
GET7ECSI	Geopanel PVC 10.5mm External Corner Silver	2.4m	4		●				
GET7ICSI	Geopanel PVC 10.5mm Internal Corner Silver	2.4m	4		●				
GET7HTSI	Geopanel PVC 10.5mm H-Join Silver	2.4m	10		●				
GET7BSSI	Geopanel PVC 10.5mm Base Seal Silver	2.4m	1		●				
GET7AUTWH	Aluminium End U White	2.4m	1				●		
GET7AICWH	Aluminium Internal Corner White	2.4m	1				●		
GET7AECWH	Aluminium External Corner White	2.4m	1				●		
GET7AHTWH	Aluminium H-Join White	2.4m	1				●		
GET7AUTSI	Aluminium End U Bright Silver-Chrome	2.4m	1					●	
GET7AICSI	Aluminium Internal Corner Bright Silver-Chrome	2.4m	1					●	
GET7AECSI	Aluminium External Corner Bright Silver-Chrome	2.4m	1					●	
GET7AHTSI	Aluminium H-Join Bright Silver-Chrome	2.4m	1					●	
GET7AUTSA	Aluminium End U Satin	2.4m	1						●
GET7AICSA	Aluminium Internal Corner Satin	2.4m	1						●
GET7AECSA	Aluminium External Corner Satin	2.4m	1						●
GET7AHTSA	Aluminium H-Join Satin	2.4m							●
Geopanel Accessories (Suitable For All Ranges)									
GET7DCSI	Geopanel PVC Decor Clip In - Silver	2.4m	1		●				
GEOCLNSPRAY	Cleaner for Geopanel Range		12 per pack						



Become a Freefoam installer
See page 44 for more details

Freefoam Stockists

Freefoam products are available from a network of independent stockists at over 450 locations throughout the UK.

Specialist suppliers of PVC building products or larger general builders merchants who will be happy to advise on products, colour ranges and installation of Freefoam products.

To find your local stockist visit www.freefoam.com/stockists/finder and enter your postcode. You will be able to see the three closest to you.



Scheduling Service

Freefoam offers an unbeatable scheduling service for all of our professional customers.

Our specialist team can provide accurate product specification and quantities for all elements of our building product range. This includes all fascia, soffit, guttering and exterior cladding materials.

Send your plans to
ukscheduling@freefoam.com

To find out more call 01604 683862



FREE Marketing Pack



 **Registered
Installer**

Become a Freefoam Registered Installer TODAY!

There's never been a better time to get your business aligned to one of the major roofline brands.

FREE TO JOIN FREEFOAM!

my freefoam

Reasons to become a freefoam registered installer

- Offer your customers a market leading product guarantee straight from the manufacturer*
- Stand out from the crowd. Only Freefoam Registered Installers can offer the Extended 50 year Guarantee
- Tools and Sales support to build your business.

Dedicated website www.myfreefoam.com

Free leads!

- For roofline enquiries from www.myrooflinematters.co.uk
- For cladding enquiries from www.mycladding.com

Two ways to register

1 Online

We know that everyone hates paperwork! That's why we've made it really quick and easy to become a Freefoam Registered Installer all at the touch of a button. We've built a dedicated website for all installers called My Freefoam.

Go to myfreefoam.com

- Complete the online form and add your company name
- We will verify you are buying Freefoam products on a regular basis
- Our Area Manager will authorise your account

Once you're registered you will be able to:

1. Register installation work for the 50 year extended lifetime guarantee
2. Edit and update existing registrations
3. Order more marketing materials
4. Update your contact details

2 Complete the form

When you're next at your local Freefoam stockist hand in the completed form. They will handle the whole process for you and Freefoam will send you an email to confirm your registration.

Name:.....

Company Name:.....

Company Address:.....

.....

Postcode:.....

Email Address:

Phone Number:

Your local Freefoam stockist:





Installation Guide

Preparation

Plan all roofline installation procedures, system components and installation sequence before onsite fitting begins.

Ensure all work is carried out in accordance with good construction practice and complies with relevant Building Regulations.

Access

Never attempt to access the work area with an unsupported ladder or without a stable deck.

Always use a full scaffold platform or a purpose built cantilevered deck system with guard rails.

Storage and Handling

Load and unload by hand and support both ends of a 5m length when handling. Stack no higher than 1m, in pack sleeve on a flat base. Avoid contact with solvents, paint, creosote, bitumen etc. Coloured products should not be stored in direct sunlight, as heat distortion may occur.

Cutting

Use conventional carpentry tools. Run power tools at speeds appropriate for timber. Nail and screw holes do not require pre-drilling.

Asbestos

By law all asbestos materials must be removed by trained operatives under strictly controlled conditions. If you suspect asbestos is present consult your Local Authority before proceeding.

Working Temperatures

Avoid installation in temperatures greater than 30°C or less than 0°C.

Fixing Guidelines

Fixing	Board	Max Centres
N50	Capping Over: FW, FO & FLP	White 600mm Black 300mm Woodgrain and other colours 400mm
N65	Full Replacement: FMS, FMXS, FMO, FMD, FMR, FMF, FMXD	
P40	Soffit	
P30	Soffit	
CP30	Hollow Soffit	

New Build/Full Replacement

Freefoam manufacture a range of Magnum boards for use in full replacement or new build work which require no backing board. The boards are self-supporting and should be fixed with Plastops colour co-ordinated nails.

Freefoam Rainwater system can be fitted directly to Magnum boards without the need for timber support.


If fascia used is less than 15mm then 18mm WBP plywood backing boards should be used.

Capping Over

Freefoam manufacture 9mm and 10mm Plain, Ogee and Square Edge Fascia designed for capping over existing fascia and bargeboard that are in sound condition, or for use with a backing board in refurbishment work.

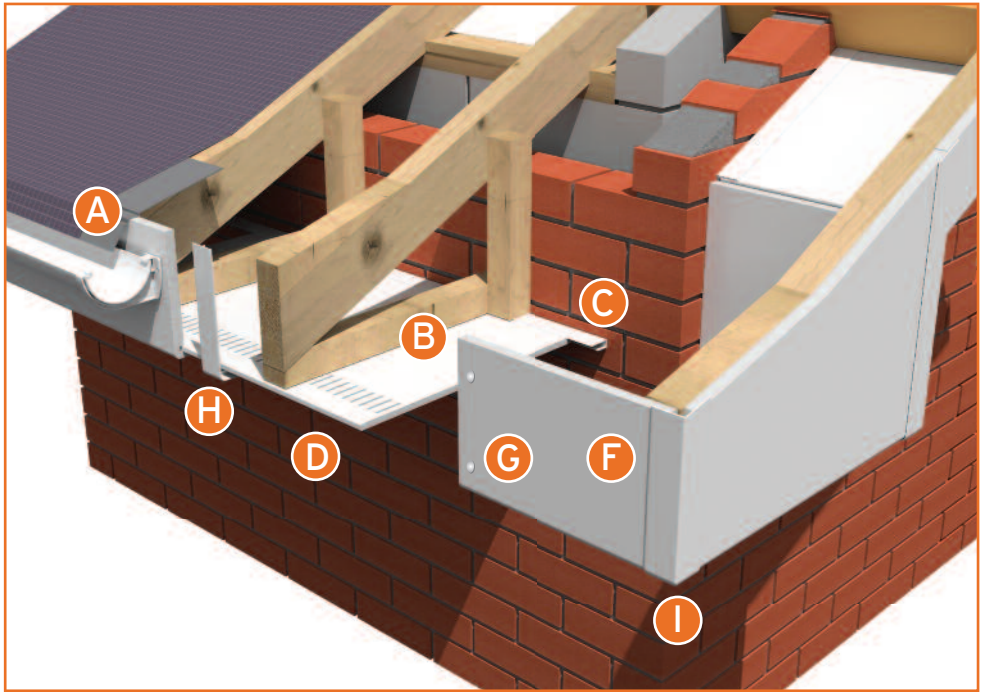
Available in a wide choice of colours with complete range of matching trims and accessories for a neat finish.

FO Ogee Fascia (10mm)
FW Plain Fascia (10mm)



Standard over fascia installation

Roofline Installation



Ventilation

Freefoam supply a range of roofline ventilation products. Ask your stockist for details. Adequate ventilation of the roof space through eaves, in terms of minimum statutory air path dimensions for various roof configurations in new build constructions, is a specified requirement.

Set out in British Building Regulations 2010: Approved Document F (England & Wales), as well as in its Scottish, Irish and Northern Ireland equivalents.

Order of work

- A** Cut back and replace damaged or worn felt, eaves can be made watertight using an eaves protector.

Use string lines to ensure rafter feet are aligned, If necessary use packing to align rafter feet.

- B** Install soffit bearers using timber battens spanned from rafter feet to the wall. Ensure that they are aligned and level.

Installation of Soffit

- C** If using a F107 'J' Trim fix this at each soffit bearer before soffit is fixed.

- D** Fix soffit boards to bearers using appropriate fixing pins (as shown on page 43). Soffit should extend 5mm beyond rafter if magnum fascia is used.

If fixing hollow soffit with joints perpendicular to fascia boards then supporting bearers will need to occur at each joint.

- E** If necessary boards can be joined at the ends using a F106 H/Joiner. Allow for 6mm extension gap at each end (12mm gap if joining two boards).



Installation of Fascia

- F** When determining fascia size ensure height is sufficient to provide tile kick. Allow for over fascia vents if being used.


- G** Fix Magnum Fascia Board with two N65 Plastops at each rafter end and non Magnum boards (less than 15mm) using two N50 Plastops at each rafter end.

- H** Join lengths of fascia between rafter positions using appropriate matching joiners ensuring 6mm expansion gap is provided at the end of each board.

- I** Use matching corner for internal and external corners. Allow for 6mm extension gap at each end (12mm gap if joining two boards).




Box End



- 1 Finish Fascia level with the face of the rafter gable. Soffit should over hang by 10mm and may be cut square or mitred.
- 2 Measure and cut fascia to form the return to gable wall using appropriate Double Ended Fascia Board, measure and cut box end to suit.
- 3 Measure and cut fascia to form the return to gable wall.
- 4 Remove section from corner joint to fit around rafter.
- 5 Fix fascia as bargeboard directly to gable rafter.

Note: Timber hangers should be installed as required to locate box end structure.

Window Boards and Trims



Preparation

Ensure substrate is clean and dry and is suitably sound to retain the window boards. If rotting or loose timber is present this should be replaced.

Installation

Ensure substrate is level and at the required height to meet the window at the required location. If necessary use packing to level the substrate or to raise the level.

Cut window **A** board to required depth and length. Note: allow extra length if horns* are required and trim board accordingly.

Fix board to substrate using a suitable general-purpose adhesive.

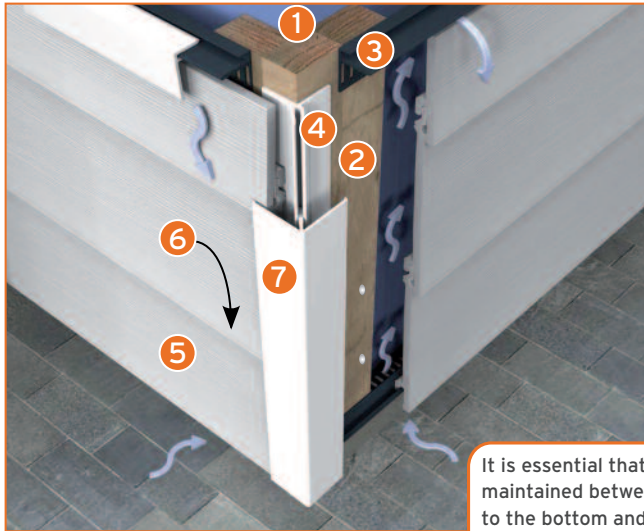
Junction between the board edges and window/reveals should be sealed with low modulus silicone.

If mechanical fixing is necessary use stainless steel screws or nails with plastic heads.

Fix trim **B** at junction between the cill and the window using low modulus silicone.

Cut endcaps **C** to length and fix using a suitable general-purpose adhesive.

Cladding Installation



Fitting instructions are suitable for all cladding ranges. Please see pages 22-26 for details of cladding products.

All Freefoam cladding profiles can be fitted horizontally or vertically.

When installing Cladding boards vertically, additional cross battens fitted vertically must be installed to allow for ventilation.






It is essential that continuous ventilation is maintained between the vertical battens from the top to the bottom and adequate expansion is allowed at the ends of boards.

Typical Installation Sequence

- 1** Fix a suitable breather membrane to substrate in accordance with manufacturer's recommendations.
- 2** Fix vertical 25mm x 50mm battens to substrate at 400mm c/c. start 200mm from the ground.
- 3** Fix ventilated starter trim at bottom of area (FC3123) making sure it is level. Fix ventilated closer trim (FC311E3) to top of area.
- 4** Fix Single Part Trims and/or first part of Two Part Edge, Corner and 'H' Trims as necessary. Do not cut second parts of trim to length yet.
- 5** Fit first Cladding Plank to Vented Starter Trim and screw fix top to cladding batten using ACSS250 cladding screws. Where necessary join the end of boards using a compatible Butt Joint or 'H' Trim with the correct expansion joint.
- 6** Interlock next Cladding Plank to the Plank below and screw fix top to cladding batten with ACSS250 cladding screws, repeating the process until the entire area to be clad is covered.
- 7** Cut second parts of 2 part trims to length and clip in place.

Note: Download Dormer Cheek installation information from www.freefoam.com

Cladding Trims



Notes

[illegible]

Notes

[illegible]



**Freefoam,
the colour
specialist**

COLORMAX[™]
technology



Freefoam is the colour specialist manufacturing one of the most technologically advanced colour PVC-U and PVC-UE fascia and soffit ranges using the unique patented Colormax[™] technology.

Here's the science!

Freefoam manufacture using the co-extrusion process. A strong PVC-UE foam 'core' is simultaneously co-extruded with a rigid PVC-U skin, creating a smooth strong and hard wearing surface.

Colour Guaranteed

Available in a wide range of eight standard colours backed by an industry leading guarantee – up to 50 years on white products* and 10 years on all other colours

Off the shelf

Critically for trade and commercial sectors Colormax[™] technology allows Freefoam to supply the majority of colour products straight from stock. With no minimum order quantities Freefoam make choosing colour an easy option..

Woodgrain

Freefoam work with world leading foil provider Renolit using the Exofol PVC film for all woodgrain products to provide a durable fade resistant product.

Manufactured with two layers, the colour pigments in the base film use Solar Shield Technology to protect the fascia, soffit and cladding against excessive heat build up and the upper transparent layer prevents against fading caused by UV radiation or other weathering effects.


This technology allows Freefoam to offer a ten year guarantee on all woodgrain products.

- Built in sun reflection
- Reduced heat absorption
- Reduced profile temperature and expansion

*see www.myfreefoam.com for Terms and Conditions

Colormax Colour range

Fascia, Soffit, Window Boards and Trims



Woodgrain range

Fascia, Soffit, Window Boards, Trims and Cladding*




* Cladding is not available in all woodgrain colours

Notes:

- Colours shown are for availability identification only. Please see colour swatch or product samples for exact colour representations.
- Please note that the nearest Ral numbers above are provided for reference purposes only and do not guarantee a precise match. It is recommended that actual Freefoam product samples be used for comparison purposes.
- Please contact Freefoam or see our Technical & Specification Manual for nearest Pantone and NCS reference numbers.

Please note that a lead time may apply to some products listed in this catalogue


Fortex Cladding Range



X-Wood Cladding Colour Range



Rainwater Range





Freefoam and the environment

Freefoam is committed to the prevention of pollution and to continual improvement in environmental management and performance. To reinforce our commitment we have achieved ISO 14001:2004 Environmental Management System certification in Group and implement this on an ongoing basis.

Freefoam and Recycling

- Freefoam currently recycle 85% of post production waste and are targeted to increase this to 98%.
- Freefoam keep scrap rates below 10% with highly efficient production processes.
- Freefoam products are 100% lead free; we mean complete product, not just the skin.



Note:

All specifications, dimensions, descriptions and illustrations contained in any Freefoam sales literature, quotation, or pricelist or other advertisement matter are intended merely to present a general idea of the goods that we sell. We reserve the right from time to time to make changes which are required to comply with any applicable safety or statutory requirements or which do not materially affect the quality or fitness for purpose of the goods you purchase from us.

Freefoam Building Products

77-83 St James Mill Road
Northampton
NN5 5JP

T: 01604 591110

F: 01604 580299

E: orders@freefoam.com

www.freefoam.com